



M/V ML GROVE
 (formerly Ram Charger)
Offshore Supply Vessel
Class 220' DP-1

DIMENSIONS and REGULATORY INFORMATION

Length (Overall)	220 ft 0 in	Beam	44 ft 0 in	Depth	16 ft 0 in
Gross Tonnage	491 RGT	Net Tonnage	172 RGT	Draft Loaded	13 ft 6 in
	1074 IGT		340 INT		
IMO	9164483	Official Number	1052844	Clear Deck	140' X 33'
Classification	ABS Maltese Cross A-Oceans+			Flag	U.S.
Certifications	Loadline, American Bureau of Shipping, +DP-1				

PERFORMANCE

Max Speed	13 knots	Fuel Consumption:	120 gal/hr 454 liters/hr
Cruise Speed	10 knots	Fuel Consumption:	75 gal/hr 284 liters/hr

PROPULSION, MACHINERY AND STEERING

Main Engines	(2) EMD 16-645-C	Total Horsepower	3400 HP
Bow Thruster	(1) KAMEWA TT 1330	Total Horsepower	600 HP
Main Propulsion	(2) Z DRIVES AQUAMASTER	Liquid Mud Pumps	(2) Mission Magnum 6 X 5 X 14
Generators	(2) GM 8V71 @ 125KW	Bulk Compressor	(2) Leroi S100 @ 40 PSI

CAPACITY AND DELIVERY RATES

Fuel Oil	83,600 Gallons - 1,990 BBLS	Fuel Oil	600 GPM @ 150 TDH
Fuel Oil - Day Tanks	12,000 Gallons - 286 BBLS		
Drill Water	120,000 Gallons - 2,857 BBLS	Drill Water	600 GPM @ 150 TDH
Liquid Mud	93,408 Gallons - 2,224 BBLS	Liquid Mud	1,000 GPM @ 18.0 @ 150 TDH
Dry Bulk	8,000 CF (6 Tanks)	Dry Bulk	750 CF
		*Dry Bulk	Capable of discharging barite & cement simultaneously
Potable Water	34,000 Gallons - 810 BBLS		
Deck Load	1,170 LT		

SPECIAL FEATURES

Equipped with Boatracs	VSAT Communications
-------------------------------	----------------------------

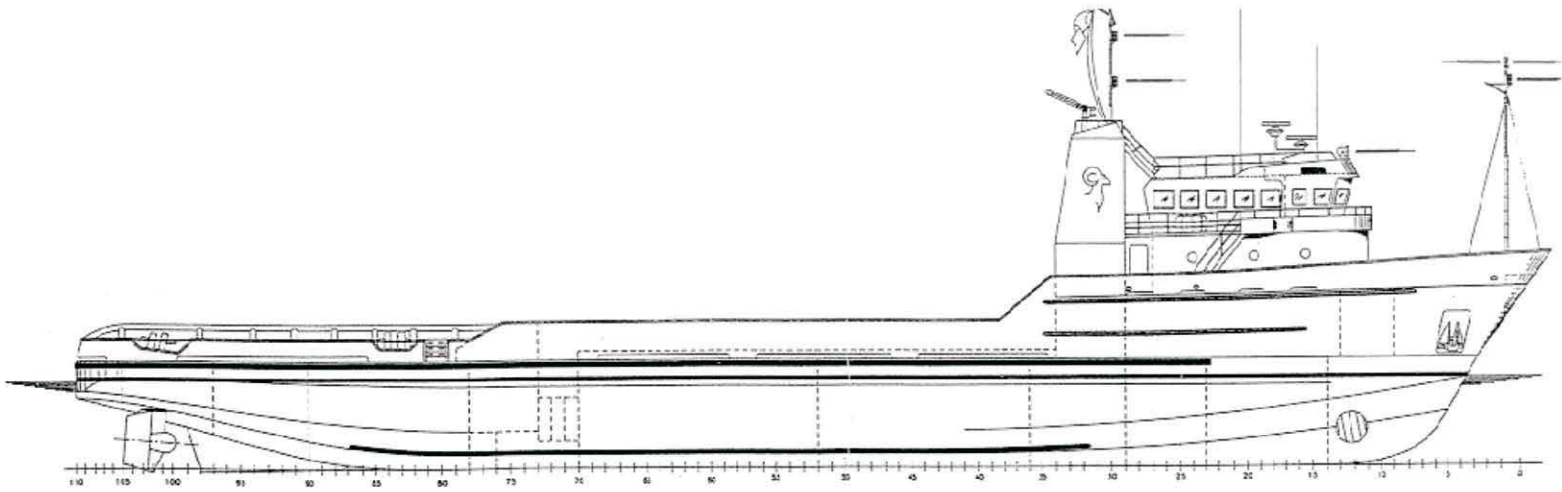
ACCOMODATIONS

8 Air Conditioned/Heated Staterooms - Certified for 16 person berthing

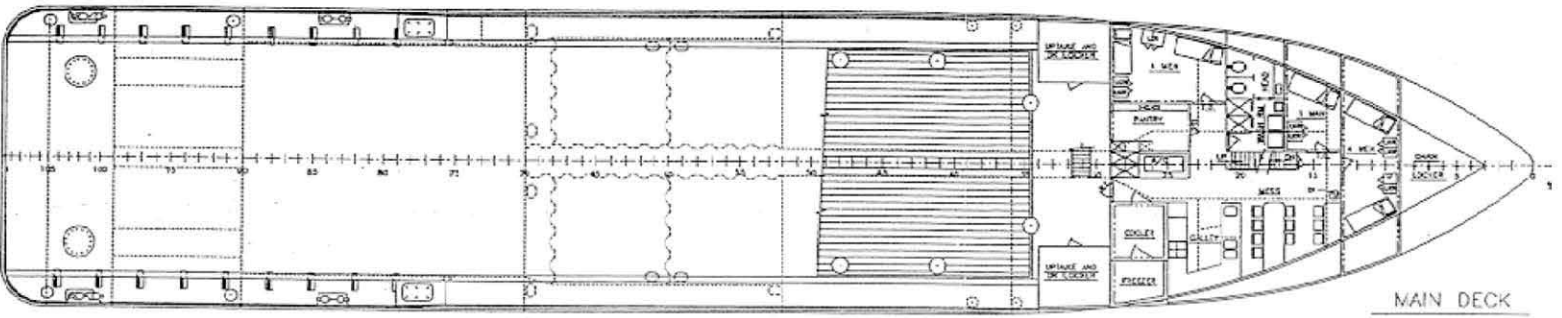
M/V ML GROVE

Class 220'

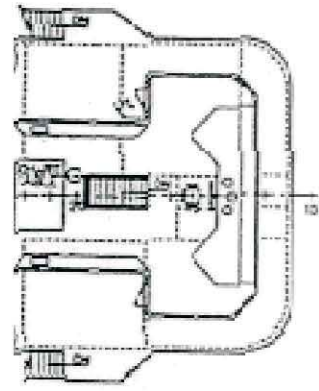
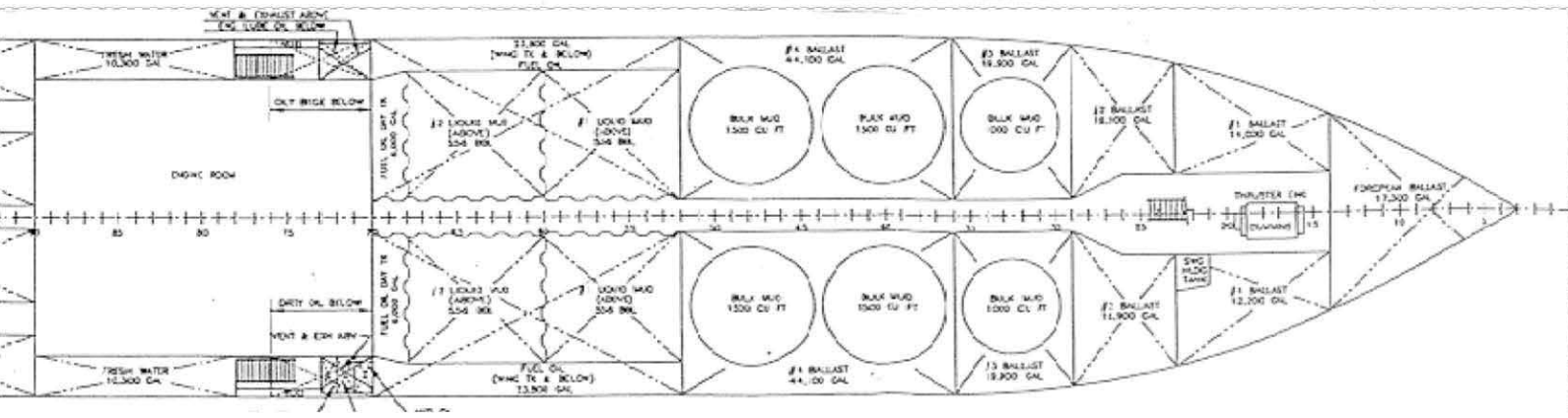
DP Z-Drive



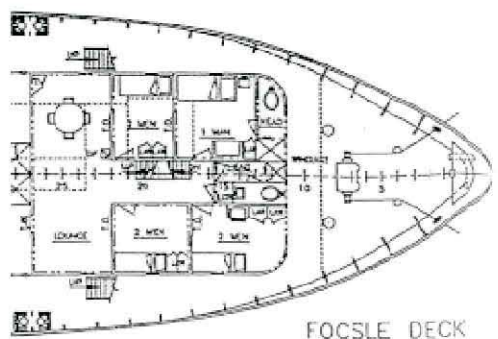
PROFILE



MAIN DECK



ME DECK



FOCSLE DECK